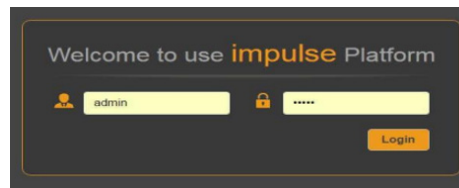


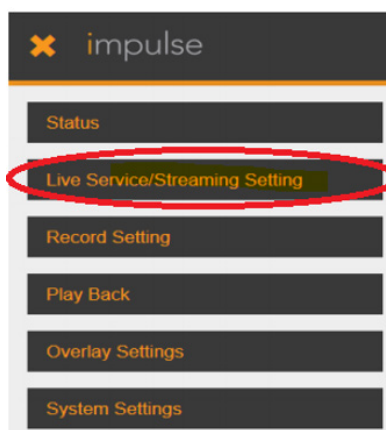
AVPro^{edge} impulse

Streaming to Facebook

1. CONNECT THE IMPULSE TO A MANAGEMENT PC/SERVER DIRECTLY, OR TO A NETWORK SWITCH.
2. THE IMPULSE DEFAULT IP ADDRESS IS 192.168.1.100. MODIFY THE IP ADDRESS OF THE MANAGEMENT COMPUTER OR IMPULSE TO ENSURE BOTH ARE IN THE SAME SUBNET RANGE.
3. OPEN A WEB BROWSER AND ENTER IMPULSE'S DEFAULT IP ADDRESS – THE BROWSER WILL CONNECT TO THE DEVICE. ONCE THE CONNECTION IS ESTABLISHED, A LOGIN PAGE WILL APPEAR. (DEFAULT USERNAME/PASSWORD: ADMIN/ADMIN)

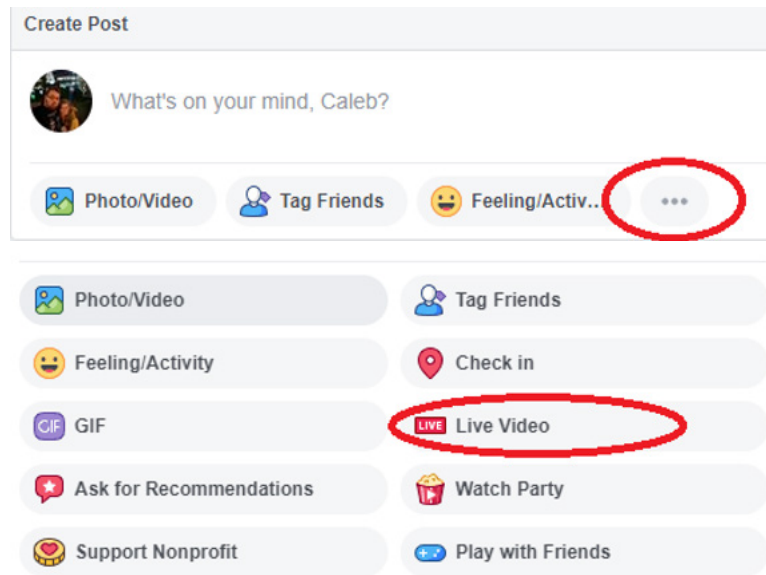


4. AFTER LOGIN, THIS ICON WILL APPEAR IN THE UPPER LEFT CORNER:  CLICK THIS ICON AND A DROP-DOWN MENU WITH OPTIONS WILL BE DISPLAYED. SELECT "LIVE SERVICE/STREAMING SETTING"

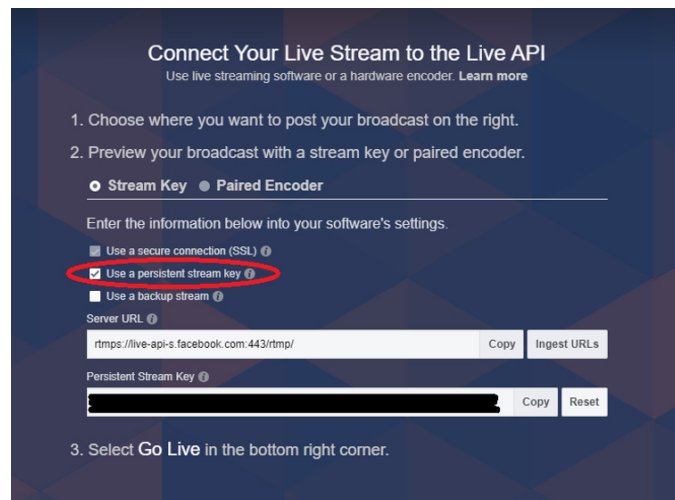


5. ON THE "LIVE SERVICE/STREAMING SETTINGS" PAGE, YOU WILL SEE THAT THERE ARE A COUPLE DIFFERENT OPTIONS. SELECT THE PROPER SETTING FOR YOUR INPUT (HDMI OR SDI IF YOU HAVE A PLUS MODEL). THEN, FOR THE MODE, SELECT MANUAL. THIS WILL GIVE YOU A COUPLE NEW BOXES.

6. GO TO THE FACEBOOK ACCOUNT TO WHICH YOU ARE WANTING TO STREAM TO AND CLICK THE “LIVE VIDEO” BUTTON UNDER THE ELLIPSES.



7. ONCE YOU HAVE DONE THAT, YOU WILL WANT TO CLICK THE “CONNECT” OPTION AT TOP. THAT WILL BRING YOU TO A WINDOW LIKE THIS:
8. YOU WILL THEN COPY THE SERVER URL INTO THE URL TEXT BOX AND THE STREAM KEY INTO THE UPLOADING



NODE TEXT BOX ON THE IMPULSE WEB INTERFACE, THEN SET THE VIDEO PROFILE TO ANY OF THE “720P” RESOLUTIONS (FACEBOOK ONLY SUPPORTS UPTO 720P) AND THEN CLICK APPLY. **NOTE: MAKE SURE THAT YOU HAVE THE PERSISTENT STREAM KEY OPTION SELECTED. IF IT WASN'T SELECTED, SELECT IT AND THEN RE-COPY STREAM KEY TO THE UPLOADING NODE TEXT BOX.

9. ONCE YOU HAVE SAVED THE SETTINGS BY CLICKING APPLY ON THE IMPULSE, YOU SHOULD SEE A PREVIEW SHOULD SHOW UP ON THE FACEBOOK SCREEN IN PLACE OF THE URL AND STREAM KEY INFORMATION. THIS MAY TAKE UP TO 60 SECONDS BEFORE YOU SEE ANYTHING.
10. ONCE THE PREVIEW IS AVAILABLE, YOU WILL SEE THE “GO LIVE” BUTTON IS AVAILABLE FOR YOU TO CLICK ON THE BOTTOM RIGHT HAND CORNER OF THE SCREEN. CLICK THAT, AND YOU ARE LIVE.