

Flex Room

Design Guide

DOC-0515-001 REV 1.9 - 08 April 2022

Room Application

Flexible Seating, Media Content
Sharing, Video and Teleconferencing

Included Interfaces

VoIP, Analog Telco,
Wireless Media Sharing

Primary Equipment

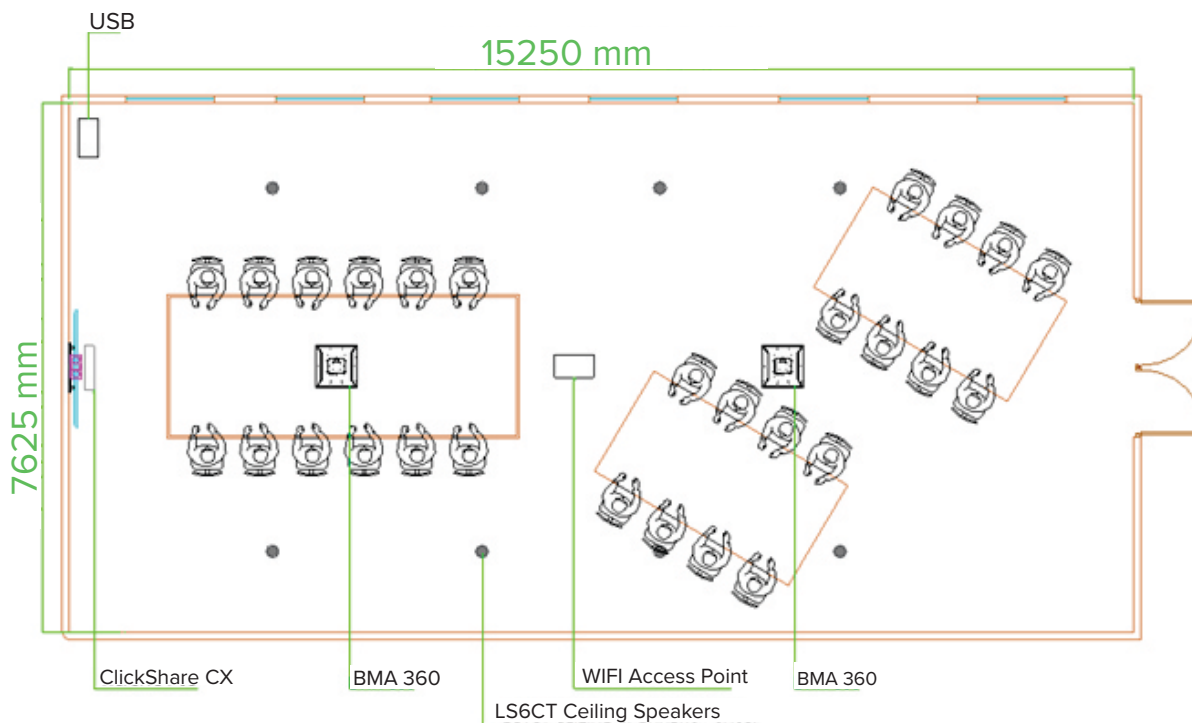
- Converge Pro 2 48VT
- BMA 360 Microphones
- LS6CT Speakers
- Clickshare CX

Software/Firmware revisions utilized

- Console AI Version: 7.5.4.1
- DSP Version: 8.5.15.0
- BMA 360 Version: 1.0.6.10

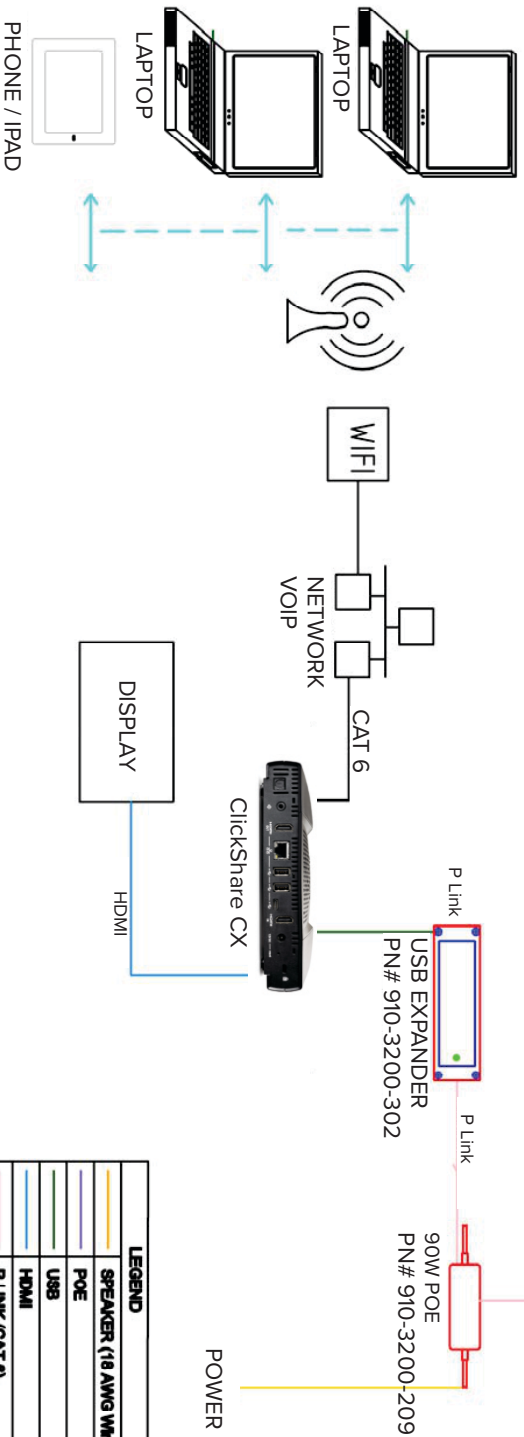
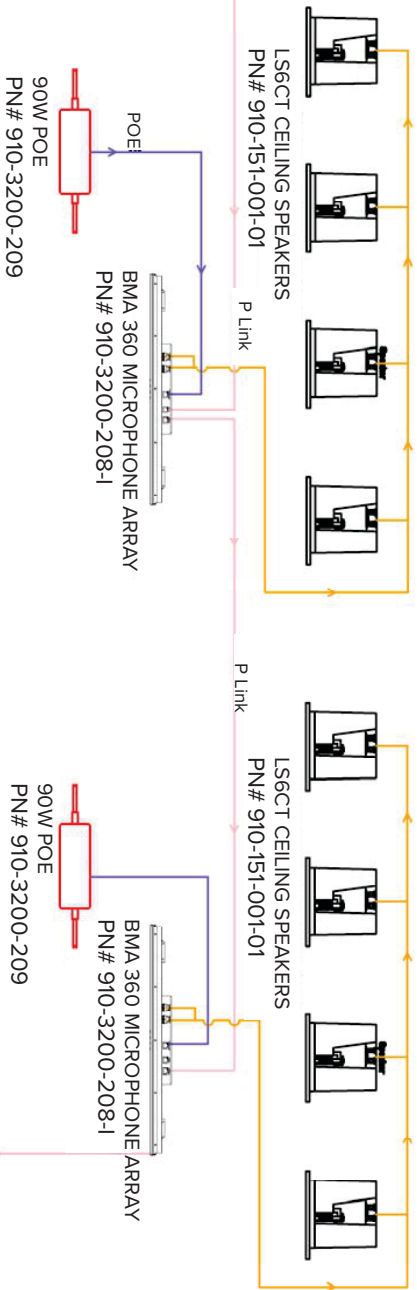
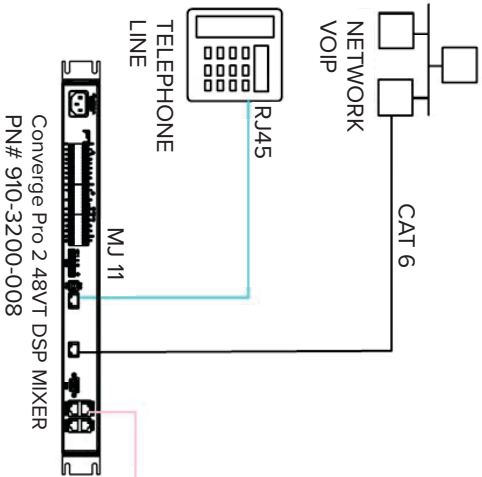


Room Illustrations



Room Description

Large open plan room with mobile seating and tables. Great space for having general meetings and sharing content with a focus on wireless, hands free operation.



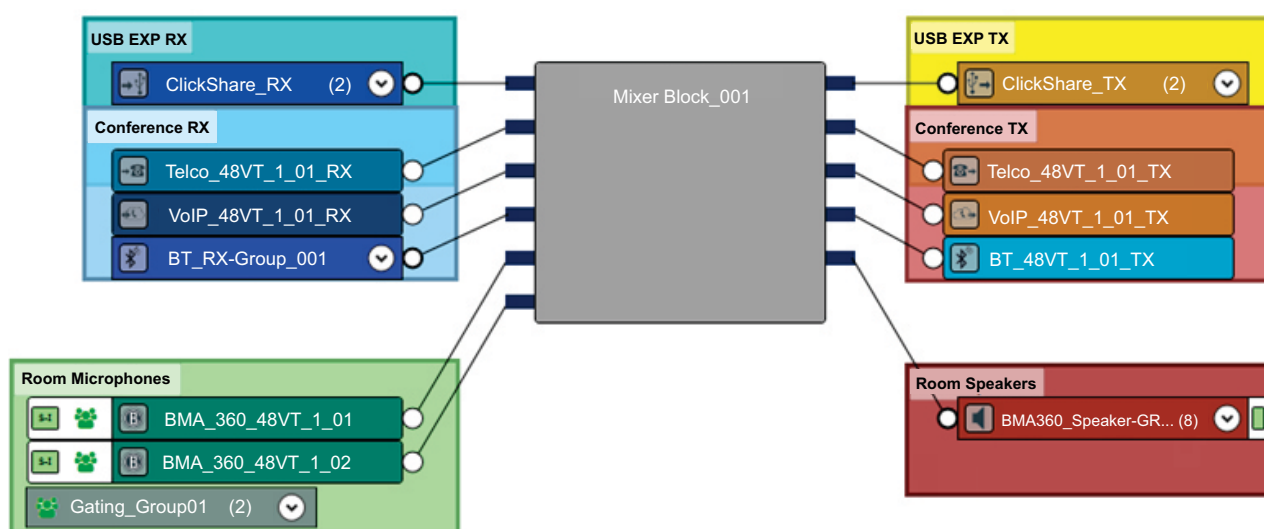
LEGEND	
	SPEAKER (18 AWG Wire)
	POE
	USB
	HDMI
	P-LINK (CAT 6)
	NETWORK (CAT 6)
	WIRELESS

NOTE: ANY INDIVIDUAL P-LINK MUST NOT EXCEED 61 METRES IN LENGTH

Equipment list:

Qty	Part Number	Product Name	Description
1	910-3200-008	CONVERGE Pro 2 48VT	DSP Mixer with 4 Mic/Line AEC Inputs, 8 Mic/Line Outputs, USB Audio, VoIP, Telephone Interface, 2 x 10 Watt Power Amplifier
2	910-3200-209	90W PoE++ power supply kit for BMA	Includes 1 x 90 Watt PoE++ Injector, 2 x 7.6m CAT6 cables
1	910-3200-202	36W PoE+ power supply kit for BMA	Includes 1 x 36 Watt PoE+ Injector, 2 x 7.6m CAT6 cables
2	910-3200-208-I	BMA 360 600 mm	BMA with 4 x 15 Watt Power Amplifiers. PoE Injector and CAT6 cables not included.
1	910-3200-302	USB Expander for CONVERGE Pro 2	Includes 1.8m USB cable
4	910-151-001-01	Ceiling Speakers	Includes 2 x LS6CT ceiling speakers with 8 ohm and 70V/100V transformer taps and ceiling tile bridges.

FlowView™ Diagram



Included Macros

- Microphone_Mute : Mutes both room BMA 360 Microphones.
- Microphone_Unmute : Unmutes both room BMA 360 Microphones.
- Room_SPKR_Mute : Mutes all room speaker channels.
- Room_SPKR_Unmute : Unmutes all room speaker channels.
- Room_VOL_DN : Decreases the room speaker volume by 3 dB per execution.
- Room_VOL_UP : Increases the room speaker volume by 3 dB per execution.

* Macros can be executed via Telnet or serial communications.
Refer to the Converge Pro 2 Serial Command Reference Manual for details.

SALES AND INQUIRIES

Headquarters

Unit 3, 58 Waterway Drive
Coomera, QLD, 4209, Australia

Phone

Main: +61 7 5561 7530

Sales

sales@avdistributors.com.au

Tech Support

support@avdistributors.com.au