

Large Presentation Room

Design Guide

DOC-0518-001 REV 1.9 - 08 April 2022

Room Application

Web Collaboration,
Audio Conferencing, Voice Lift,
Presentation

Included Interfaces

VoIP, Analog Telco, USB Audio,
Bluetooth

Primary Equipment

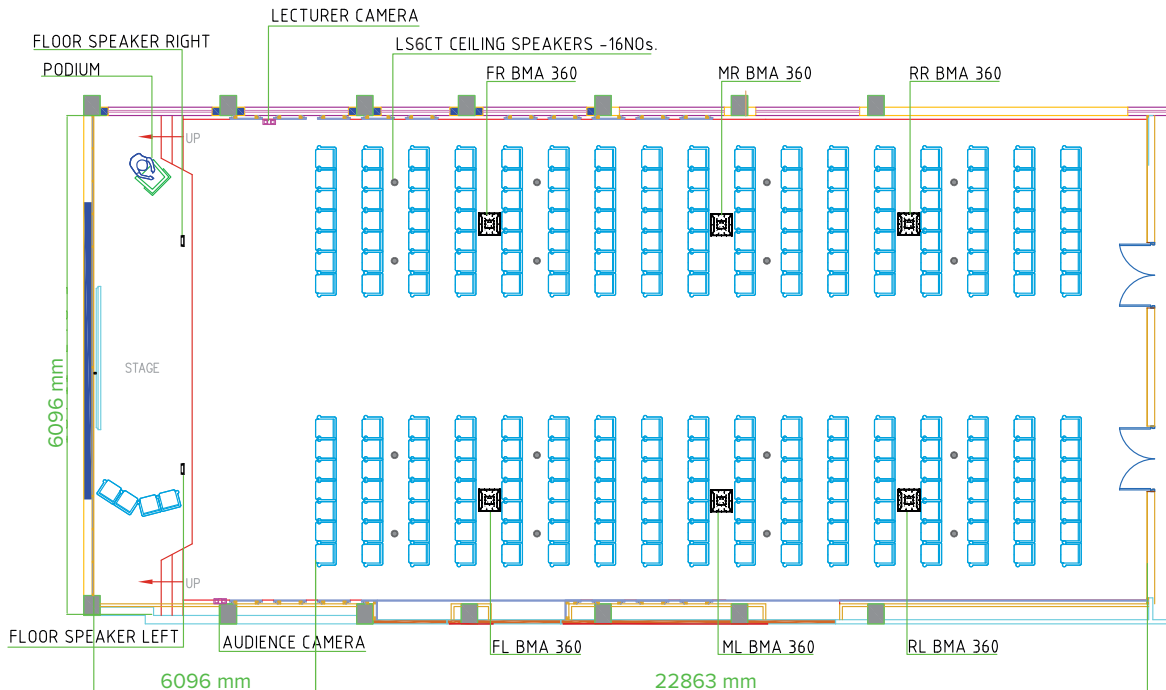
- Converge Pro 2 48VT
- BMA 360 Microphone
- USB Expander
- Unite 150 Camera

Software/Firmware revisions utilized

- CONSOLE® AI Version: 7.5.4.1
- DSP Version: 8.515.0
- BMA 360 Version: 1.0.6.10



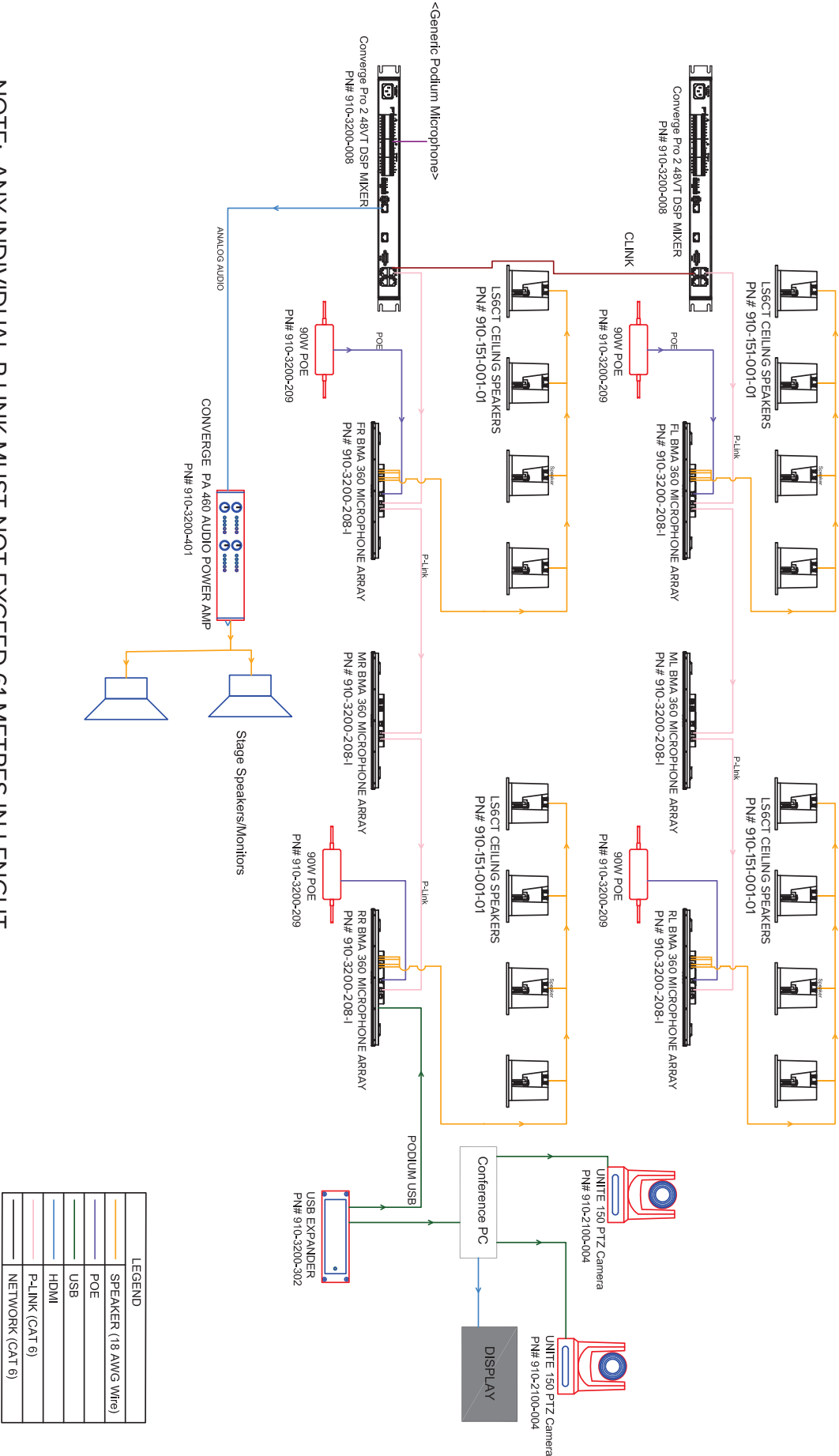
Room Illustrations



Room Description

A Large Presentation Room with excellent Voice Lift capabilities and connectivity options. Everyone in this room can be heard, both locally and on the cloud or phone call connections. The Presenter has full control over the audience microphones as well.

Wiring Diagram

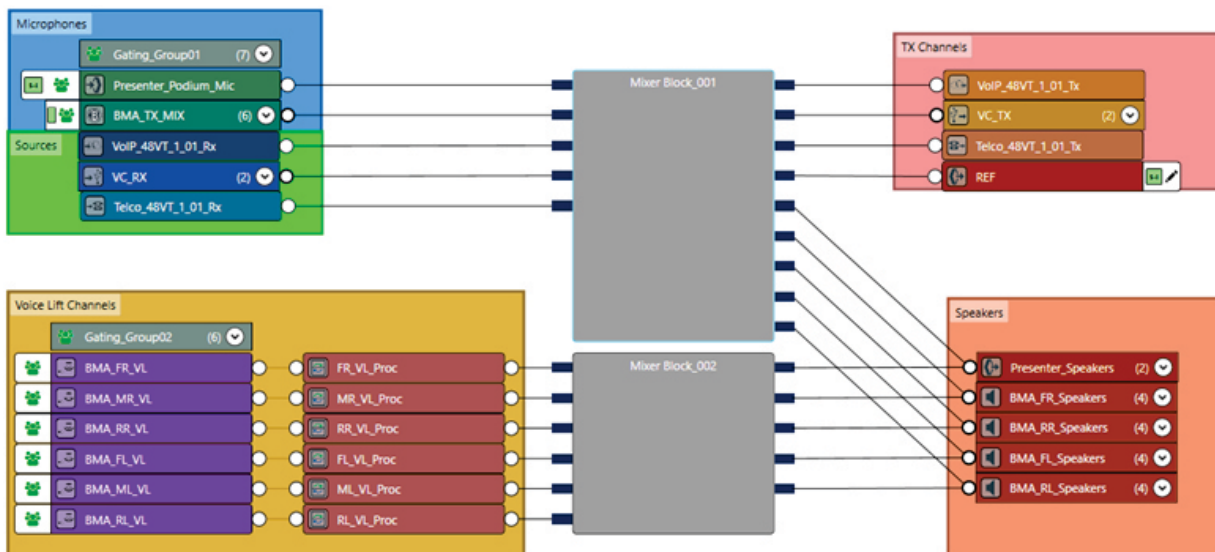


NOTE: ANY INDIVIDUAL P-LINK MUST NOT EXCEED 61 METRES IN LENGTH

Equipment list:

Qty	Part Number	Product Name	Description
2	910-3200-008	CONVERGE® Pro 2 48VT	DSP Mixer with 4 Mic/Line AEC Inputs, 8 Mic/Line Outputs, USB Audio, VoIP, Telephone Interface, 2 x 10 Watt Power Amplifier
4	910-3200-209	90W PoE++ power supply kit for BMA	Includes 1 x 90 Watt PoE++ Injector, 2 x 7.6m CAT6 cables
6	910-3200-208-I	BMA 360 600mm	BMA with 4 x 15 Watt Power Amplifiers. PoE Injector and CAT6 cables not included.
1	910-3200-302	USB Expander for CONVERGE® Pro 2	Includes 1.8m USB cable
8	910-151-001-01	Ceiling Speakers	Includes 2 x LS6CT ceiling speakers with 8 ohm and 70V/100V transformer taps and ceiling tile bridges.
2	910-2100-004	UNITE® 150 PTZ Camera	PTZ camera with 12x optical Zoom, 1080P30 Full HD, USB
1	910-3200-401	CONVERGE® PA 460	4 Ch x 60 Watts Class-D audio power amplifier. Half rack size. Rack-mount kit not included.

FlowView™ Diagram



Included Macros

- House_SPKR_UP : Raises the audience overhead speakers by 3 dB per execution.
- House_SPKR_DOWN : Reduces the audience overhead speakers by 3 dB per execution.
- Stage_SPKR_UP : Raises the stage monitor speakers by 3 dB per execution.
- Stage_SPKR_DOWN : Reduces the stage monitor speakers by 3 dB per execution.
- Stage_SPKR_ON : Enables the stage monitor speaker outputs.
- Stage_SPKR_OFF : Disables the stage monitor speaker outputs.
- Mic_Mute_Stage : Disables the stage podium microphone.
- Mic_Unmute_Stage : Enables the stage podium microphone.
- Mic_Mute_House : Disables all audience BMA 360 microphones.
- Mic_Unmute_House : Enables all audience BMA 360 microphones.
- House_to_Stage_OFF : Disables local voice lift from audience to stage.
- House_to_Stage_ON : Enables local voice lift from audience to stage.
- Stage_to_House_OFF : Disables local voice lift from podium to audience.
- Stage_to_House_ON : Enables local voice lift from podium to audience.
- Mic_Unmute_ALL : Enables all microphones for stage and audience.
- Mic_Mute_ALL : Disables all microphones for stage and audience.

* Macros can be executed via Telnet or serial communications.
Refer to the Converge Pro 2 Serial Command Reference Manual for details.

SALES AND INQUIRIES

Headquarters

Unit 3, 58 Waterway Drive
Coomera, QLD, 4209, Australia

Phone

Main: +61 7 5561 7530

Sales

sales@avdistributors.com.au

Tech Support

support@avdistributors.com.au